



## SUCO - 0601/0602 PRESSURE SENSOR

Performance series

0602161411002

4-20mA, 0..16 bar, G1/4-E, NBR, M12



- Measuring range up to 100 bar
- Ceramic sensor
- Small and compact
- Stainless steel housing



### PRODUCT DESCRIPTION

The SUCO 0601/0602 performance series pressure sensor is a small, compact and cost effective pressure monitoring solution. Offering six standard pressure ranges with options of four different electrical connectors a thread of G1/4 and 0-10V or 4-20mA outputs. The 06 series uses a ceramic sensor in thick film technology which is housed in a stainless steel body.


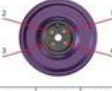
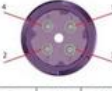


Common applications include mobile hydraulics and power packs.

### TECHNICAL DATA

<b>Accuracy</b>	±1% FS
<b>Burst pressure</b>	60 bar
<b>Connection</b>	G1/4-E
<b>Electrical connection</b>	M12x1 4-pole
<b>IP class</b>	IP67
<b>Long term stability</b>	±0.3% FS p.a.
<b>Material of body</b>	Stainless steel 1.4305
<b>Material of wetted parts</b>	Stainless steel 1.4305, Ceramic, NBR
<b>Mechanical life expectancy</b>	5 million cycles
<b>Overpressure protection</b>	40 bar
<b>Pressure range max</b>	16 bar
<b>Pressure range min</b>	0 bar

Pressure reference	Gauge
Pressure rise	1 bar/ms
Repeatability	±0.1% FS
Response time	2 ms
Shock resistance	500 m/s <sup>2</sup> ; 11 ms half sine wave; DIN EN 60068-2-27
Signal type	4-20 mA
Supply voltage dc max	32 V DC
Supply voltage dc min	9,6 V DC
Temperature ambient from	-30 °C
Temperature ambient to	100 °C
Temperature error	±0.04% FS/°C
Temperature of media from	-30 °C
Temperature of media to	100 °C
Weight	80 g
Vibration resistance	20g: 4..2000 Hz sine wave, DIN EN 60068-2-6



DIN EN 175301-803-A	M 12 – DIN EN 61076-2-101 A	ISO 15170-A1-4.1																																										
 <table border="1"> <tr> <td>Pin</td> <td>0601</td> <td>0602</td> </tr> <tr> <td>1</td> <td>U<sub>v+</sub></td> <td>U<sub>v+</sub></td> </tr> <tr> <td>2</td> <td>Gnd</td> <td>I<sub>sup</sub></td> </tr> <tr> <td>3</td> <td>U<sub>v-</sub></td> <td>nc*</td> </tr> </table> <p>IP65  x – 60 mm without coupler socket  x – 77 mm with coupler socket  Order number: 013</p>	Pin	0601	0602	1	U <sub>v+</sub>	U <sub>v+</sub>	2	Gnd	I <sub>sup</sub>	3	U <sub>v-</sub>	nc*	 <table border="1"> <tr> <td>Pin</td> <td>0601</td> <td>0602</td> </tr> <tr> <td>1</td> <td>U<sub>v+</sub></td> <td>U<sub>v+</sub></td> </tr> <tr> <td>2</td> <td>U<sub>v-</sub></td> <td>nc*</td> </tr> <tr> <td>3</td> <td>Gnd</td> <td>I<sub>sup</sub></td> </tr> <tr> <td>4</td> <td>nc*</td> <td>nc*</td> </tr> </table> <p>IP67  x – 54 mm  Order number: 002</p>	Pin	0601	0602	1	U <sub>v+</sub>	U <sub>v+</sub>	2	U <sub>v-</sub>	nc*	3	Gnd	I <sub>sup</sub>	4	nc*	nc*	 <table border="1"> <tr> <td>Pin</td> <td>0601</td> <td>0602</td> </tr> <tr> <td>1</td> <td>U<sub>v+</sub></td> <td>U<sub>v+</sub></td> </tr> <tr> <td>2</td> <td>Gnd</td> <td>nc*</td> </tr> <tr> <td>3</td> <td>U<sub>v-</sub></td> <td>I<sub>sup</sub></td> </tr> <tr> <td>4</td> <td>nc*</td> <td>nc*</td> </tr> </table> <p>IP67, IP69K  x – 56 mm  Order number: 004</p>	Pin	0601	0602	1	U <sub>v+</sub>	U <sub>v+</sub>	2	Gnd	nc*	3	U <sub>v-</sub>	I <sub>sup</sub>	4	nc*	nc*
Pin	0601	0602																																										
1	U <sub>v+</sub>	U <sub>v+</sub>																																										
2	Gnd	I <sub>sup</sub>																																										
3	U <sub>v-</sub>	nc*																																										
Pin	0601	0602																																										
1	U <sub>v+</sub>	U <sub>v+</sub>																																										
2	U <sub>v-</sub>	nc*																																										
3	Gnd	I <sub>sup</sub>																																										
4	nc*	nc*																																										
Pin	0601	0602																																										
1	U <sub>v+</sub>	U <sub>v+</sub>																																										
2	Gnd	nc*																																										
3	U <sub>v-</sub>	I <sub>sup</sub>																																										
4	nc*	nc*																																										
 <table border="1"> <tr> <td>Pin</td> <td>0601</td> <td>0602</td> </tr> <tr> <td>1</td> <td>U<sub>v-</sub></td> <td>nc*</td> </tr> <tr> <td>2</td> <td>Gnd</td> <td>I<sub>sup</sub></td> </tr> <tr> <td>3</td> <td>U<sub>v+</sub></td> <td>U<sub>v+</sub></td> </tr> </table> <p>IP67  x – 61 mm  Order number: 007</p>	Pin	0601	0602	1	U <sub>v-</sub>	nc*	2	Gnd	I <sub>sup</sub>	3	U <sub>v+</sub>	U <sub>v+</sub>	 <table border="1"> <tr> <td>Pin</td> <td>0601</td> <td>0602</td> </tr> <tr> <td>A</td> <td>U<sub>v+</sub></td> <td>U<sub>v+</sub></td> </tr> <tr> <td>B</td> <td>Gnd</td> <td>nc*</td> </tr> <tr> <td>C</td> <td>U<sub>v-</sub></td> <td>I<sub>sup</sub></td> </tr> </table> <p>IP67, IP69K  x – 61 mm  Order number: 010</p>	Pin	0601	0602	A	U <sub>v+</sub>	U <sub>v+</sub>	B	Gnd	nc*	C	U <sub>v-</sub>	I <sub>sup</sub>																			
Pin	0601	0602																																										
1	U <sub>v-</sub>	nc*																																										
2	Gnd	I <sub>sup</sub>																																										
3	U <sub>v+</sub>	U <sub>v+</sub>																																										
Pin	0601	0602																																										
A	U <sub>v+</sub>	U <sub>v+</sub>																																										
B	Gnd	nc*																																										
C	U <sub>v-</sub>	I <sub>sup</sub>																																										

