



SUCO 0530 ELECTRONIC PRESSURE SWITCH

053010141B002
PNP output (High Side), NO, 0-10 Bar, G 1/4 – DIN EN
ISO 1179-2, M12 - DIN EN 61076-2-101-A

- One switching output
- Stainless steel & titanium wetted parts
- Silicon-on-sapphire technology
- Factory set



PRODUCT DESCRIPTION

The Suco high performance series of electronic pressure switches offers outstanding overpressure protection (up to 4x), long service life even under high pressure change rates whilst giving very low temperature error and excellent long-term stability. Using Silicon-on-sapphire technology for high reliability, EMC compatibility and accuracy there are five standard pressure ranges starting at 0-10 bar all the way up to 0-600 bar and a hysteresis of 0.2%-99.8%. Output option of PNP or NPN and the choice of normally open or normally closed with one switching output factory set (unadjustable by the user). The wetted parts are made of stainless steel and titanium in an all welded design ensuring excellent media compatibility with seven standard electrical connection options including Deutsch, DIN and M12 combined with eight standard thread type options.

Customer specific solutions are also available on request.

Application examples

- Automotive
- Braking systems
- Medical
- Mobile hydraulics
- Off highway
- Off-shore
- Rail

TECHNICAL DATA

GENERAL DATA

Adjustment range max	10 bar
Adjustment range min	0 bar
Electrical connection	M12x1
Process connection	1/4 BSP

Function	Normally open
Output	PNP
Burst pressure	80 bar
Pressure max	40 bar

TEMPERATURE & MATERIALS DATA

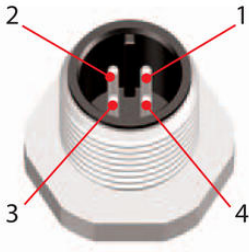
Temperature of media from	-40 °C
Temperature of media to	125 °C
Temperature ambient from	-40 °C
Temperature ambient to	100 °C
Material of body	Stainless steel 1.4305
Material of wetted parts	Stainless steel 1.4305, Titanium

ADDITIONAL DATA



Supply voltage dc max	32 V DC
Supply voltage dc min	9,6 V DC
Pressure rise	≤ 5,000 bar/s
Switching time	< 2 ms
Switching point adjustment range	2 ... 100 % of the nominal pressure range Full Scale (FS), programmable at factory
Weight	80 g

SAFETY & APPROVALS

IP class	IP67
Hysteresis	2..99.8% of nominal pressure range (full scale), programmable at factory
Shock resistance	500 m/s ² ; 11 ms half sine wave; DIN EN 60068-2-27
Vibration resistance	20g: 4..2000 Hz sine wave, DIN EN 60068-2-6
EMC	EMC 2014/30/EU, EN 61000-6-2:2005, EN 61000-6-3:2007
Accuracy	±0.5 % of adjustment range (Full scale) at room temperature
Long term stability	±0.1 % of adjustment range (full scale) per year
Mechanical life expectancy	10,000,000 switching cycles at rise rates to 5,000 bar/s nominal pressure
Repeatability	±0.1 % full scale
Pressure range max	10 bar
Pressure range min	0 bar
Display	No
Pressure type	Relativt tryck



Pin 1	Uv+
Pin 2	nc
Pin 3	Gnd
Pin 4	Out



<p>DIN EN 136301-803-A</p> <p>Pin Assignment:</p> <ul style="list-style-type: none"> 1: Uv+ 2: Gnd 3: Gnd 4: Out <p>IP67</p> <p>• 60/70 mm²</p> <p>• D 10 mm</p> <p>Order number: 001</p>	<p>M12 - DIN EN 61076-3-101 A</p> <p>Pin Assignment:</p> <ul style="list-style-type: none"> 1: Uv+ 2: nc 3: Gnd 4: Out <p>IP67</p> <p>• 54 mm</p> <p>• D 12 mm</p> <p>Order number: 002</p>	<p>ISO 15176-A1-41</p> <p>Pin Assignment:</p> <ul style="list-style-type: none"> 1: Uv+ 2: nc 3: Gnd 4: Out <p>IP67</p> <p>• 61 mm</p> <p>• D 12 mm</p> <p>Order number: 004</p>	<p>AMP Supersaal</p> <p>Pin Assignment:</p> <ul style="list-style-type: none"> 1: Out 2: Gnd 3: Uv+ 4: Out <p>IP67</p> <p>• 71 mm</p> <p>• D 20 mm</p> <p>Order number: 007</p>
<p>DEUTSCH DT04-4P</p> <p>Pin Assignment:</p> <ul style="list-style-type: none"> 1: Gnd 2: Uv+ 3: nc 4: Out <p>IP67</p> <p>• 54 mm</p> <p>• D 12 mm</p> <p>Order number: 008</p>	<p>DEUTSCH DT04-3P</p> <p>Pin Assignment:</p> <ul style="list-style-type: none"> A: Uv+ B: Gnd C: Out <p>IP67</p> <p>• 54 mm</p> <p>• D 12 mm</p> <p>Order number: 010</p>	<p>Cable connection</p> <p>Cable assignment:</p> <ul style="list-style-type: none"> red: Uv+ white: Out black: Gnd <p>IP67</p> <p>• 48 mm</p> <p>(21 mm length) cable length = 7 m</p> <p>• D 12 mm</p> <p>Order number: 011</p>	
<p>Thread code: 41</p>	<p>Thread code: 03</p>	<p>Thread code: 04</p>	<p>Thread code: 09</p>
<p>Thread code: 00</p>	<p>Thread code: 05</p>	<p>Thread code: 21</p>	<p>Thread code: 02</p>

