



SUCO 0532 ELECTRONIC PRESSURE SWITCH

053210141B013
NPN output (Low Side), NO, 0-10 Bar, G 1/4 – DIN EN
ISO 1179-2, DIN EN 175301-803-A

- One Switching Output
- Stainless Steel & Titanium Wetted Parts
- Silicon-On-Sapphire Technology
- Factory Set



PRODUCT DESCRIPTION

TECHNICAL DATA

GENERAL DATA

Electrical connection	DIN EN 175301-803-A
Output	NPN
Function	Normally open (SPST)
Adjustment range min	0 bar
Pressure max	40 bar
Burst pressure	80 bar
Adjustment range max	10 bar
Process connection	G1/4

TEMPERATURE & MATERIALS DATA


Temperature ambient to	100 °C
Material of wetted parts	Stainless steel 1.4305, Titanium
Temperature of media from	-40 °C
Temperature ambient from	-40 °C
Temperature of media to	125 °C
Material of body	Stainless steel 1.4305

ADDITIONAL DATA

Switching point adjustment range	2 ... 100 % of the nominal pressure range Full Scale (FS), programmable at factory
Weight	110 g
Switching time	< 2 ms
Supply voltage dc max	32 V DC
Supply voltage dc min	9,6 V DC
Pressure rise	≤ 5,000 bar/s

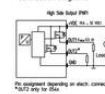
SAFETY & APPROVALS

IP class	IP65
Vibration resistance	20g: 4..2000 Hz sine wave, DIN EN 60068-2-6
Hysteresis	2..99.8% of nominal pressure range (full scale), programmable at factory
Repeatability	±0.1 % full scale
Accuracy	±0.5 % of adjustment range (Full scale) at room temperature
EMC	EMC 2014/30/EU, EN 61000-6-2:2005, EN 61000-6-3:2007
Mechanical life expectancy	10,000,000 switching cycles at rise rates to 5,000 bar/s nominal pressure
Long term stability	±0.1 % of adjustment range (full scale) per year
Shock resistance	500m / s ² ; 11 ms half sine wave; DIN EN 60068-2-27



Item 221

Connection diagrams



Pin assignment depends on each connection

EMERSON 6232-702



Pin assignment depends on each connection


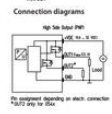
EMERSON 6232-702

Technical modifications and errors excepted.

DIN EN 175301-803-A	M 12 - DIN EN 61076-2-103-A	ISO 15170-A1-K1	AMP Superseal
Pin Assignment 1 Out 2 Out 3 Out 4 Out 5 GND	Pin Assignment 1 Live 2 N 3 N 4 Out 5 Out	Pin Assignment 1 Live 2 N 3 N 4 Out 5 Out	Pin Assignment 1 Out 2 Gnd 3 Live 4 Out
IP67 • 60/7.76 mm ² • Ø 30 mm Order number: 001 * without cable length = 0.0m, with cable length = 1.5m	IP67 • 54 mm • Ø 27 mm Order number: 002 * without cable length = 0.0m, with cable length = 1.5m	IP67 • 54 mm • Ø 27 mm Order number: 004	IP67 • 71 mm • Ø 28 mm Order number: 007

DEUTSCH DT04-4P	DEUTSCH DT04-3P	Cable connection
Pin Assignment 1 Gnd 2 Live 3 N 4 Out	Pin Assignment 1 Live 2 Gnd 3 Out	Pin Assignment 1 Live 2 Out 3 Gnd
IP67 • 38 mm • Ø 21 mm Order number: 006	IP67 • 38 mm • Ø 21 mm Order number: 010	IP67 • 68 mm • 20 mm bend radius cable length = 2 m • Ø 22 mm Order number: 011

Thread code 01	Thread code 02	Thread code 03	Thread code 04
16 mm DIN EN 61076-2-103-A	16 mm DIN EN 61076-2-103-A	16 mm DIN EN 61076-2-103-A	16 mm DIN EN 61076-2-103-A
Thread code 05	Thread code 06	Thread code 07	Thread code 08
16 mm DIN EN 61076-2-103-A	16 mm DIN EN 61076-2-103-A	16 mm DIN EN 61076-2-103-A	16 mm DIN EN 61076-2-103-A



DIN EN 175301-803-A	M 12 - DIN EN 61076-2-103-A	ISO 15170-A1-K1	AMP Superseal
Pin Assignment 1 Out 2 Out 3 Out 4 Out 5 GND	Pin Assignment 1 Live 2 N 3 N 4 Out 5 Out	Pin Assignment 1 Live 2 N 3 N 4 Out 5 Out	Pin Assignment 1 Out 2 Gnd 3 Live 4 Out
IP67 • 60/7.76 mm ² • Ø 30 mm Order number: 001 * without cable length = 0.0m, with cable length = 1.5m	IP67 • 54 mm • Ø 27 mm Order number: 002 * without cable length = 0.0m, with cable length = 1.5m	IP67 • 54 mm • Ø 27 mm Order number: 004	IP67 • 71 mm • Ø 28 mm Order number: 007

DEUTSCH DT04-4P	DEUTSCH DT04-3P	Cable connection
Pin Assignment 1 Gnd 2 Live 3 N 4 Out	Pin Assignment 1 Live 2 Gnd 3 Out	Pin Assignment 1 Live 2 Out 3 Gnd
IP67 • 38 mm • Ø 21 mm Order number: 006	IP67 • 38 mm • Ø 21 mm Order number: 010	IP67 • 68 mm • 20 mm bend radius cable length = 2 m • Ø 22 mm Order number: 011

Thread code 01	Thread code 02	Thread code 03	Thread code 04
16 mm DIN EN 61076-2-103-A	16 mm DIN EN 61076-2-103-A	16 mm DIN EN 61076-2-103-A	16 mm DIN EN 61076-2-103-A
Thread code 05	Thread code 06	Thread code 07	Thread code 08
16 mm DIN EN 61076-2-103-A	16 mm DIN EN 61076-2-103-A	16 mm DIN EN 61076-2-103-A	16 mm DIN EN 61076-2-103-A