


## COMPACT INTERFACE RELAY IRC PLUS

### IRC

16230.2

IRCU1/6V AC/DC, Relay and base

- TS 35 DIN rail mount
- Compact 6.2 mm wide, plug-in relay
- Fuse module option
- LED indicator
- Plug-in cross connectors



### PRODUCT DESCRIPTION

Interface Relays Compact IRC and Multifunction timer relay MFR IRC

Conta Clip has a wide range of compact for 6.2 mm interface relays.

There are five different types of relay versions that provide a flexible, simple to install interface system to suit every requirement.

These can all be used with standard mechanical relays or the popular optocoupler/SSR modules and have a selection of different coloured cross-connection combs to help minimize the installation time.

- The basic version of the **IRCU** is the standard coupling relay and base that can be used in all systems.
- Similar to the basic version, the **IRCPU** has an optional integrated SM-IRC fuse module. It is unique in the way it meets the requirement that each interface relay output must be protected by a replaceable 5x20 mm standard fuse. This limits the effects of over-currents (surges) – such as those caused by cable short circuits and short circuits to the controlled devices .
- The **IRCIU** and **IRCOU** are very similar, but just have a different terminal configuration, this provides the advantage of an additional wire connection

that can be cross-connected.

All three wires of a sensor in a PLC input or all wires of an output-side power relay can be connected directly to the coupling relay. This saves space and provides for a clear, user-friendly speedy installation.

- The MFR-IRCPU is a time-function interface relay with four time ranges and eight time functions. It also features an innovative receptacle for holding additional 5 x 20 mm SM-IRC fuse modules. This component functions as a timer relay with a fuse, in a width of only 6.2 mm.

All five types of relays in the IRC relay system are available with our innovative pressure spring connection system (Push-in) or the established screw connection system.

## SMART FUSE SYSTEM

The 'P' versions are supplied with a dummy plug inserted in the frame. The connections for the fuse are bridged internally, so that it can be used without a fuse module. The indicator pin is not visible when the product is delivered.

When the fuse module is plugged in with an inserted fuse (dummy plug has been removed), the fuse is in series with the CO of the output connection.

When the fuse module is pulled out (e.g. due to a failed fuse), the output remains cut off so that the cause of the blown fuse can be found.

In order to reactivate the output, either the fuse module must be fitted with a functional fuse and plugged in again, or the indicator pin must be moved gently in the direction of the arrow on the side of the base, back to as it was supplied initially.

## TECHNICAL DATA

### INPUT DATA

<b>Holding voltage</b>	0,6 Un ac/dc
<b>Input power rating</b>	0,2
<b>LED status</b>	Yes
<b>Contamination degree</b>	3
<b>Rated voltage Un</b>	6 V ac/dc
<b>Operating range</b>	0,8-1,1 Un
<b>Release voltage</b>	0,1 Un
<b>Overvoltage category</b>	III

### OUTPUT DATA

<b>Contact configuration</b>	1 CO
<b>Response / release time</b>	12 / 5 ms
<b>Bounce time at close of the NO/NC contact</b>	3/8 ms
<b>Rated V ac / switching V ac max</b>	230 / 400 V ac
<b>Continuous current max / Inrush current max</b>	6 / 10 A
<b>Contact material</b>	AgNi
<b>Contact load min</b>	500 mW
<b>Switching capacity max</b>	1500 VA

### CONNECTION DATA

<b>Cross section single wire from</b>	0,2 mm <sup>2</sup>
<b>Connection type</b>	Screw

Stripping length	10 mm
Cross section single wire to	2,5 mm <sup>2</sup>
Torque	0,5 Nm

## GENERAL DATA

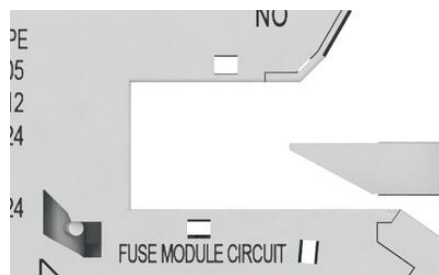
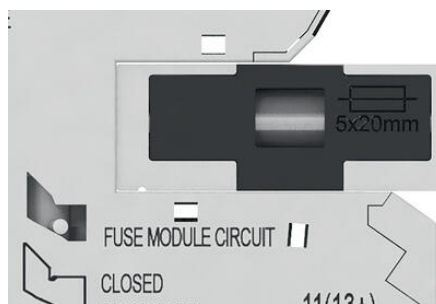

IP class	IP20
Electrical life in hours (AC1)	60x10 <sup>3</sup>
Operating temperature from	-40 °C
Operating temperature to	70 °C
Mechanical life hours	10x10 <sup>6</sup>
Approvals	CE

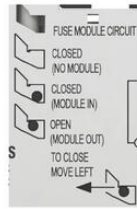
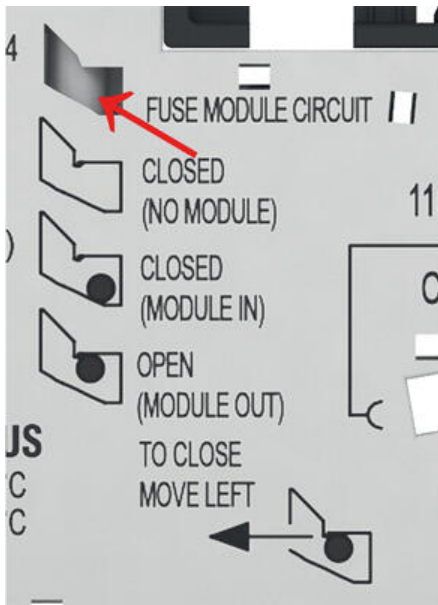
## DIMENSIONS & MATERIALS

Flammability class	UL94-V2
Height TS 35 / 7.5 with base	90,7 mm
Length	87 mm
Width	6,2 mm

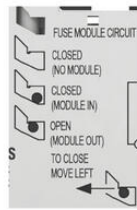
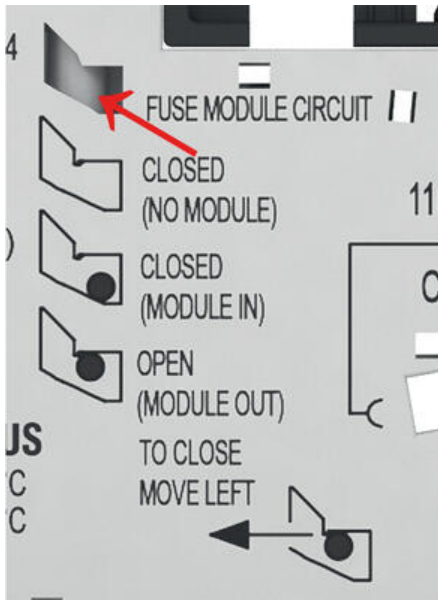
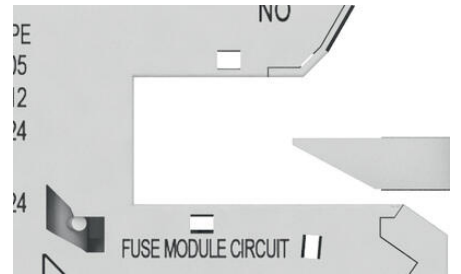



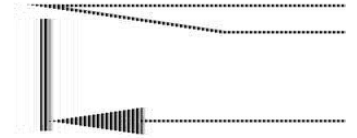
## ADDITIONAL DATA

Pack size	10
Country of origin	EEC
Tariff code	85364900
Weight	37,7 g





- ← The indicator pin is not visible when the product is delivered
- ← Status of the indicator pin
- ← Status of the indicator pin
- ← Status of the indicator pin
- ← Moving the indicator pin



- ← The indicator pin is not visible when the product is delivered
- ← Status of the indicator pin
- ← Status of the indicator pin
- ← Status of the indicator pin
- ← Moving the indicator pin

