

**VALCO - ADJUSTABLE LEVEL SWITCH,
VERTICAL MOUNT - R1 SERIES**

00.0002.4057

500mm length, G1", Brass/SS/ABS, NC, DIN, Max 10 bar

- 500 and 1000 mm. tube length. Self adjustable
- St. Steel stem, Brass connection, Spansil float
- Working pressure up to 20 bar
- Working temperature up to 120°C
- Reed switch SPST or SPDT operation

**PRODUCT DESCRIPTION**

ADJUSTABLE level control for the monitoring of liquids both in industrial and civil environment. Proposed in 2 standard versions of rod length, all intermediate lengths are obtained by the user simply shortening the rod of the float.

The principle of operation of these instruments is based on the drive of a reed switch, located in the head of the instrument, as a result of the hydrostatic thrust exerted by the liquid on the float. The absence of moving parts guarantees extreme ruggedness and a limited need for maintenance

TECHNICAL DATA

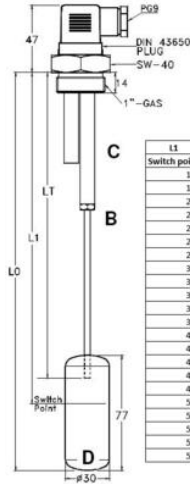
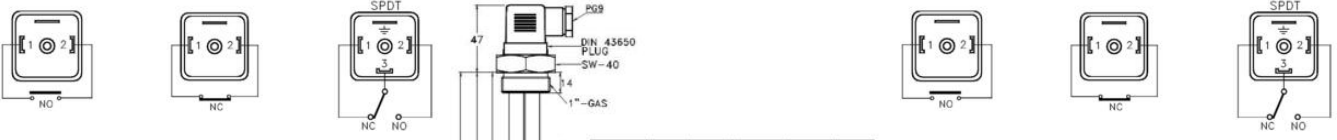
Current	1.3A
Electrical connection	DIN A 43650
Function	N/O & N/C
IP class	IP65
Length	500 mm
Manufacturer part no.	R1.B77.4.0500.S.25GB.S1.L.1.I2
Material of connection	Nickel-plated brass
Material of float	SPANSIL
Material of seals	NBR
Mounting	Vertical
Pressure max	10 bar
Process connection	G1
Specific gravity	0.4

Temperature operational max

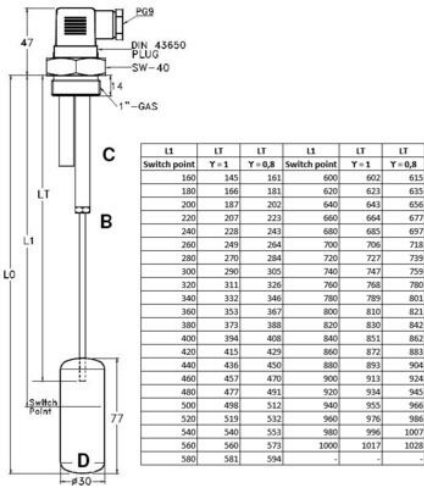
105 °C

Voltage

250V



L1	LT	LT	LT	L1	LT	LT
Switch point	Y = 1	Y = 0,8	Switch point	Y = 1	Y = 0,8	LT
160	145	161	600	602	615	
180	166	181	620	623	635	
200	187	202	640	643	656	
220	207	223	660	664	677	
240	228	243	680	685	697	
260	249	264	700	706	718	
280	270	284	720	727	739	
300	290	305	740	747	759	
320	311	326	760	768	780	
340	332	346	780	789	801	
360	353	367	800	810	821	
380	373	388	820	830	842	
400	394	408	840	851	862	
420	415	429	860	872	883	
440	436	450	880	893	904	
460	457	470	900	913	924	
480	477	491	920	934	945	
500	498	512	940	955	966	
520	519	532	960	976	986	
540	540	553	980	996	1007	
560	560	573	1000	1017	1028	
580	581	594	-	-	-	



L1	LT	LT	L1	LT	LT
Switch point	Y = 1	Y = 0,8	Switch point	Y = 1	Y = 0,8
160	145	161	600	602	615
180	166	181	620	623	635
200	187	202	640	643	656
220	207	223	660	664	677
240	228	243	680	685	697
260	249	264	700	706	718
280	270	284	720	727	739
300	290	305	740	747	759
320	311	326	760	768	780
340	332	346	780	789	801
360	353	367	800	810	821
380	373	388	820	830	842
400	394	408	840	851	862
420	415	429	860	872	883
440	436	450	880	893	904
460	457	470	900	913	924
480	477	491	920	934	945
500	498	512	940	955	966
520	519	532	960	976	986
540	540	553	980	996	1007
560	560	573	1000	1017	1028
580	581	594	-	-	-