

KUEBLER - ABSOLUTE-CODED ANGULAR TRANSMITTER SENDIX 5858/5878, OPTICAL, PROFINET, Ø58 MM SERIE 5858 PROFINET

- Housing diameter Ø58 mm
- ProfiNet
- Safety-Lock™
- High enclosure class



PRODUCT DESCRIPTION

Sendix 5858/5878 is a one-way fieldbus sensor with ProfiNet in robust design. Thanks to the design of Safety-Lock™ and the fully cast housing, the sensor is able to handle even the more demanding applications where there are high demands on the sensor. The wide temperature range combined with the high enclosure class allows the sensor to be used outdoors as well as applications where large temperature changes occur. Sendix 5858/5878 is available with LED indication, which facilitates diagnosis of the sensor and a set button that facilitates calibration.

Please refer to the images below for ordering information.

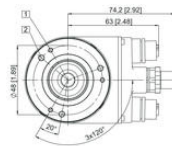
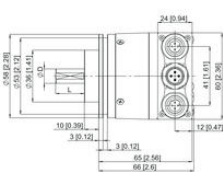
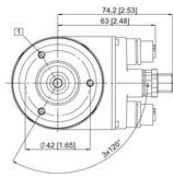
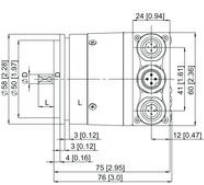
Order code	8.5858 . X X C 2 . C 2 12					
Shaft version	Type	a	b	c	d	e
a Flange		1 = clamping flange, IP65 ø 58 mm [2.28"] 3 = clamping flange, IP67 ø 58 mm [2.28"]	b Shaft (ø x L), with flat 1 = 6 x 10 mm [0.24 x 0.39"]¹⁾ 2 = 10 x 20 mm [0.39 x 0.79"]²⁾ 3 = 1/4" x 7/8" 4 = 3/8" x 7/8"	c Interface / power supply C = PROFINET IO / 10 ... 30 V DC	e Field bus profile C2 = PROFINET IO	
2 = synchro flange, IP65 ø 58 mm [2.28"] 4 = synchro flange, IP67 ø 58 mm [2.28"] 5 = square flange, IP65 □ 63.5 mm [2.5"] 7 = square flange, IP67 □ 63.5 mm [2.5"]				d Type of connection removable bus terminal cover 2 = 3 x M12 connector, 4-pin	Optional on request - Ex 2/22 - surface protection salt spray tested	

Order code	8.5878 . X X C 2 . C 2 12					
Hollow shaft	Type	a	b	c	d	e
a Flange		1 = with spring element, long, IP65 2 = with spring element, long, IP67 3 = with stator coupling, IP65 ø 65 mm [2.56"] 4 = with stator coupling, IP67 ø 65 mm [2.56"] 5 = with stator coupling, IP65 ø 63 mm [2.48"] 6 = with stator coupling, IP67 ø 63 mm [2.48"]	b Blind hollow shaft (insertion depth max. 30 mm [1.18"]) 3 = ø 10 mm [0.39"] 4 = ø 12 mm [0.47"] 5 = ø 14 mm [0.55"] 6 = ø 15 mm [0.59"] 8 = ø 3/8" 9 = ø 1/2"	c Interface / power supply C = PROFINET IO / 10 ... 30 V DC	e Field bus profile C2 = PROFINET IO	
				d Type of connection removable bus terminal cover 2 = 3 x M12 connector, 4-pin	Optional on request - Ex 2/22 - surface protection salt spray tested	

TECHNICAL DATA

Connection	M12
Housing diameter	58 mm
IP class	IP65, IP67

Mounting	Shoulder
Output	ProfiNet
Sensor type	Absolute
Shaft diameter max	10 mm
Shaft diameter min	6 mm
Supply voltage dc max	30 V DC
Supply voltage dc min	10 V DC
Temperature operational max	80 °C
Temperature operational min	-40 °C
Version	Singleturn



Type of connection: 2-Droped

Direction	A1Port				Port 2			
	Transmit data	Receive data	Transmit data	Receive data	Transmit data	Receive data	Transmit data	Receive data
Address/ID	TSdV	RSdV	TSdV	RSdV	TSdV	RSdV	TSdV	RSdV
M12PN assignment	1	2	3	4	1	2	3	4

Port A and B



Terminal assignment power supply

Signal	+15V power supply	n.c.	0V	n.c.
Address/ID	+15V	-	0V	-
M12PN assignment	1	2	3	4

