

KUEBLER - ABSOLUTE-CODED ANGULAR TRANSMITTER SENDIX M3668 / M3688, MAGNETIC, CANOPEN, Ø36 MM SERIE M3668

- Housing diameter Ø36 mm
- CANopen
- New multicolor technology
- IP67



PRODUCT DESCRIPTION

Please refer to the images below for ordering information.

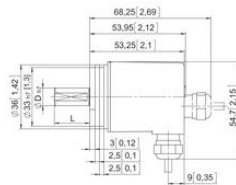
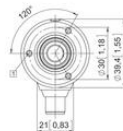
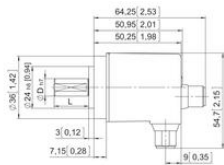
Order code	8.M3668					X	X	2	X	.	21	2	2
Shaft version	Type	a	b	c	d	e							
a Flange	1 = clamping flange, IP67, ø 36 mm [1.42"] 3 = clamping flange, IP65, ø 36 mm [1.42"] 2 = synchro flange, IP67, ø 36 mm [1.42"] 4 = synchro flange, IP65, ø 36 mm [1.42"]	c Interface / power supply	2 = CANopen DS301 V4.2 / 10 ... 30 V DC		e Fieldbus profile	21 = CANopen							
b Shaft (ø x L), with flat	1 = ø 6 x 12.5 mm [0.24 x 0.49"] 3 = ø 8 x 15 mm [0.32 x 0.59"] 5 = ø 10 x 20 mm [0.39 x 0.79"] 2 = ø 1/4" x 12.5 mm [0.49"]	d Type of connection	1 = axial cable, 1 m [3.28'] PVC A = axial cable, special length PVC *) 2 = radial cable, 1 m [3.28'] PVC B = radial cable, special length PVC *) 3 = axial M12 connector, 5-pin 4 = radial M12 connector, 5-pin		Optional on request - Ex 2/22 (only for connection types 3 and 4) - surface protection salt spray tested								
		*) Available special lengths (connection types A, B): 2, 3, 5, 8, 10, 15 m [5.56, 9.84, 16.40, 26.25, 32.80, 49.21'] order code expansion .XXXX = length in dm ex.: 8.M3668.432A.2122.0030 (for cable length 3 m)											

Order code	8.M3688					X	X	2	X	.	21	2	2
Hollow shaft	Type	a	b	c	d	e							
a Flange	2 = with stator coupling, IP65, ø 46 mm [1.81"] 3 = with spring element, long, IP65 5 = with stator coupling, IP67, ø 46 mm [1.81"] 6 = with spring element, long, IP67	c Interface / power supply	2 = CANopen DS301 V4.2 / 10 ... 30 V DC		e Fieldbus profile	21 = CANopen							
b Blind hollow shaft (insertion depth max. 18.5 mm [0.73"])	1 = ø 6 mm [0.24"] 3 = ø 8 mm [0.32"] 4 = ø 10 mm [0.39"] 2 = ø 1/4"	d Type of connection	1 = axial cable, 1 m [3.28'] PVC A = axial cable, special length PVC *) 2 = radial cable, 1 m [3.28'] PVC B = radial cable, special length PVC *) 3 = axial M12 connector, 5-pin 4 = radial M12 connector, 5-pin		Optional on request - Ex 2/22 (only for connection types 3 and 4) - surface protection salt spray tested								
		*) Available special lengths (connection types A, B): 2, 3, 5, 8, 10, 15 m [5.56, 9.84, 16.40, 26.25, 32.80, 49.21'] order code expansion .XXXX = length in dm ex.: 8.M3688.242A.2122.0030 (for cable length 3 m)											

TECHNICAL DATA

Connection	Cable, M12
Housing diameter	36 mm

IP class	IP65, IP67
Mounting	Shoulder
Output	CANopen
Resolution MT	24 bit
Sensor type	Absolute
Shaft diameter max	10 mm
Shaft diameter min	6 mm
Supply voltage dc max	30 V DC
Supply voltage dc min	10 V DC
Temperature operational max	85 °C
Temperature operational min	-40 °C
Version	Multiturn



Interface	Type of connector	Cable (update unused wires individually before initial start-up)
2	1, 2, A, B	Signal: VV, 0 V, CAN_GND, CAN_H, CAN_L Cable colour: BN, WH, GR, GN, YE
Interface	Type of connector	M12 connector, 5-pin
2	3, 4	Signal: VV, 0 V, CAN_GND, CAN_H, CAN_L Pin: 2, 3, 1, 4, 5

