

# KUEBLER - ABSOLUTE-CODED ANGULAR TRANSMITTER SENDIX 5868/5888, OPTICAL, ETHERCAT, Ø58 MM

SERIE 5868 ETHERCAT



- Housing diameter Ø58 mm
- EtherCAT
- Safety-Lock™
- High enclosure class

## PRODUCT DESCRIPTION

Sendix 5868/5888 is a multifarious sensor with EtherCAT in robust design. Thanks to the construction of Safety-Lock™ as well as the fully cast housing, the sensor is able to handle even the more demanding applications where there are high demands on the sensor. The wide temperature range combined with the high enclosure class allows the sensor to be used both outdoors and in applications where large temperature changes occur

Please refer to the image below for ordering information.

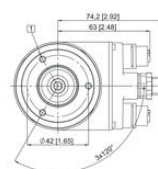
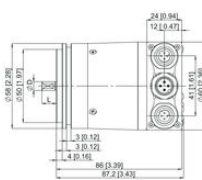
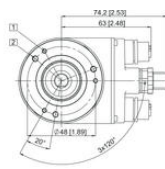
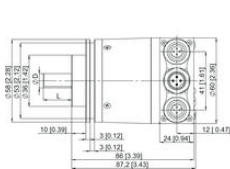
<b>Order code</b>	<b>8.5868</b>	<b>.XXB2</b>	<b>.B2 12</b>
<b>Shaft version</b>	Type	a b c d	e
<b>a Flange</b>		<b>b Shaft (ø x L), with flat</b>	<b>c Interface / power supply</b>
1 = clamping flange, IP65 ø 58 mm [2.28"]		1 = 6 x 10 mm [0.24 x 0.39"] <sup>1)</sup>	<b>B = EtherCAT / 10 ... 30 V DC</b>
3 = clamping flange, IP67 ø 58 mm [2.28"]		2 = 10 x 20 mm [0.39 x 0.79"] <sup>2)</sup>	
2 = synchro flange, IP65 ø 58 mm [2.28"]		3 = 1/4" x 7/8"	<b>d Type of connection</b>
4 = synchro flange, IP67 ø 58 mm [2.28"]		4 = 3/8" x 7/8"	removable bus terminal cover
5 = square flange, IP65 □ 63.5 mm [2.5"]			<b>2 = 3 x M12 connector, 4-pin</b>
7 = square flange, IP67 □ 63.5 mm [2.5"]			<b>e Fieldbus profile</b>
			<b>B2= EtherCAT with CoE (CAN over EtherNet)</b>
			<i>Optional on request</i>
			- Ex 2/22
			- surface protection salt spray tested

<b>Order code</b>	<b>8.5888</b>	<b>.XXB2</b>	<b>.B2 12</b>
<b>Hollow shaft</b>	Type	a b c d	e
<b>a Flange</b>		<b>b Blind hollow shaft</b>	<b>c Interface / power supply</b>
1 = with spring element, long, IP65		(insertion depth max. 30 mm [1.18"])	<b>B = EtherCAT / 10 ... 30 V DC</b>
2 = with spring element, long, IP67		3 = ø 10 mm [0.39"]	
3 = with stator coupling, IP65 ø 65 mm [2.56"]		4 = ø 12 mm [0.47"]	<b>d Type of connection</b>
4 = with stator coupling, IP67 ø 65 mm [2.56"]		5 = ø 14 mm [0.55"]	removable bus terminal cover
5 = with stator coupling, IP65 ø 63 mm [2.48"]		6 = ø 15 mm [0.59"]	<b>2 = 3 x M12 connector, 4-pin</b>
6 = with stator coupling, IP67 ø 63 mm [2.48"]		8 = ø 3/8"	<b>e Fieldbus profile</b>
		9 = ø 1/2"	<b>B2= EtherCAT with CoE (CAN over EtherNet)</b>
			<i>Optional on request</i>
			- Ex 2/22
			- surface protection salt spray tested

## TECHNICAL DATA

<b>Connection</b>	M12
<b>Housing diameter</b>	58 mm
<b>IP class</b>	IP65, IP67

<b>Mounting</b>	Shoulder
<b>Output</b>	EtherCAT
<b>Resolution MT</b>	Max. 12 bit
<b>Resolution overall</b>	28 bit (default: 25 bit)
<b>Resolution ST</b>	16 bit (default: 13 bit)
<b>Sensor type</b>	Absolute
<b>Shaft diameter max</b>	10 mm
<b>Shaft diameter min</b>	6 mm
<b>Supply voltage dc max</b>	30 V DC
<b>Supply voltage dc min</b>	10 V DC
<b>Temperature operational max</b>	80 °C
<b>Temperature operational min</b>	-40 °C
<b>Version</b>	Multiturn



Interface	Type of connection	Function	M12 connector							
			Transmit data		Receive data		Transmit data		Receive data	
Bus Port In	Signal	Transmit data	1	2	3	4	1	2	D-coded	
		Receive data	1	2	3	4	3	4		
Power	Voltage ±	+	1	2	3	4	1	2	D-coded	
		-	1	2	3	4	3	4		
Bus Port OUT	Signal	Transmit data	1	2	3	4	1	2	D-coded	
		Receive data	1	2	3	4	3	4		
Power	Voltage ±	+	1	2	3	4	1	2	D-coded	
		-	1	2	3	4	3	4		