

KUEBLER - ABSOLUTE ENCODED ANGULAR TRANSMITTER SENDIX F5858 / F5878, OPTICAL, ETHERNET / IP, Ø58 MM

SERIE F5858

- Housing diameter Ø58 mm
- EtherNet/IP
- Safety-Lock™
- Quick startup



PRODUCT DESCRIPTION

Sendix F5858 / F5878 is a one-way fieldbus transducer with EtherNet / IP in robust design. Thanks to the construction of Safety-Lock™ as well as the fully cast housing, the sensor is able to handle even the more demanding applications where there are high demands on the sensor. The wide temperature range combined with the high enclosure class allows the sensor to be used outdoors as well as applications where large temperature changes occur. Sendix F5858 / F5878 comes with LED indication which facilitates diagnosis of the sensor.

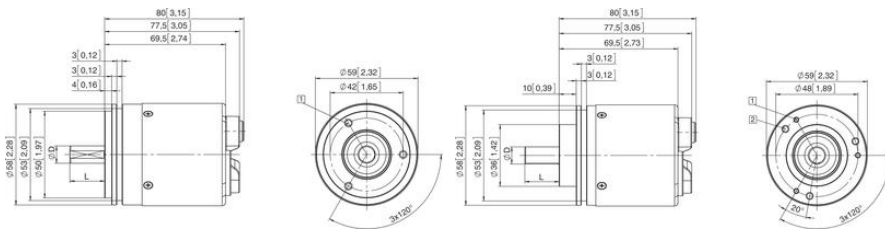
Please refer to the image below for ordering information.





Order code Shaft version	8.F5858 Type	.XXAN.	A222
		a b c d	e
a Flange		b Shaft (ø x L), with flat	
1 = clamping flange, IP65 ø 58 mm [2.28"]		1 = 6 x 10 mm [0.24 x 0.39"]	
2 = synchro flange, IP65 ø 58 mm [2.28"]		2 = 10 x 20 mm [0.39 x 0.79"]	
5 = square flange, IP65 □ 63.5 mm [2.5"]		3 = 1/4" x 7/8"	
		4 = 3/8" x 7/8"	
		c Interface / Power supply	e Fieldbus profile
		A = EtherNet IP / 10 ... 30 V DC	A2 = EtherNet/IP
		d Type of connection	Optional on request
		N = 3 x axial M12 connector, 4-pin	- Ex 2/22

Order code Hollow version	8.F5878 Type	.XXAN.	A222
		a b c d	e
a Flange		b Blind hollow shaft (insertion depth max. 30 mm [1.18"])	
1 = with spring element long, IP65		A = ø 10 mm [0.39"]	
3 = with stator coupling, IP65 ø 65 mm [2.56"]		B = ø 12 mm [0.47"]	
5 = with stator coupling, IP65 ø 63 mm [2.48"]		C = ø 14 mm [0.55"]	
		D = ø 15 mm [0.59"]	
		E = ø 3/8"	
		F = ø 1/2"	
		c Interface / Power supply	e Fieldbus profile
		A = EtherNet IP / 10 ... 30 V DC	A2 = EtherNet/IP
		d Type of connection	Optional on request
		N = 3 x axial M12 connector, 4-pin	- Ex 2/22

TECHNICAL DATA

Connection	M12
Housing diameter	58 mm
IP class	IP65
Mounting	Shoulder
Output	EtherNet/IP
Sensor type	Absolute
Shaft diameter max	10 mm
Shaft diameter min	6 mm
Supply voltage dc max	30 V DC
Supply voltage dc min	10 V DC
Temperature operational max	80 °C
Temperature operational min	-40 °C
Version	Singleturn



Interface	Type of connection	Function	M12 connector, 4 pin						
A	N (3 x M12 connection)	Bus Port 1	Signal	Transmit data	Receive data	Transmit data	Receive data	 1 2 4 3	
			Abbreviation	TxD+	RxD+	TxD-	RxD-		
		Power supply	Signal	Voltage +	-	Voltage -	-	 4 3 1 2	
			Abbreviation	+V	-	GND	-		
		Bus Port 2	Signal	Transmit data	Receive data	Transmit data	Receive data	 1 2 3 4	
			Abbreviation	TxD+	RxD+	TxD-	RxD-		
				Pin	1	2	3	4	 1 2 3 4
				Pin	1	2	3	4	

Rear side connections and display elements

- 1 LED: Link 1
- 2 LED: Mod.
- 3 LED: Net.
- 4 LED: Encoder
- 5 LED: Link 2
- 6 Power
- 7 Port 1
- 8 Port 2
- 9 Switch: x1
- 10 Switch: x100
- 11 Switch: x10

