

# KUEBLER - ABSOLUTE-CODED ANGULAR TRANSMITTER SENDIX F5868 / F5888, OPTICAL, MODBUS, Ø58 MM SERIE F5868 MODBUS

- Housing diameter Ø58 mm
- Modbus - Interface
- 16 + 16 bit resolution
- -40 to +85 ° C working temperature



## PRODUCT DESCRIPTION

Sendix F5868 / F5888 is a series of multivalved optical axes and hole axes with Modbus interface and a resolution of up to 32 bits (16 bit multi-color + 16-bit one-turn).

The sensor also has high enclosure class, shock resistance and a wide temperature range. The F5868 / F5888 is therefore very suitable for applications where extreme environments or temperatures may occur, such as mobile applications.

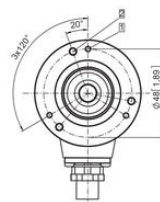
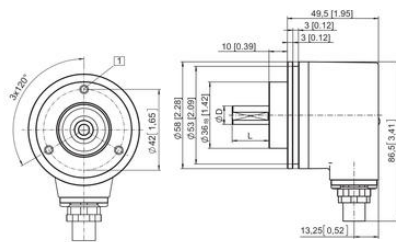
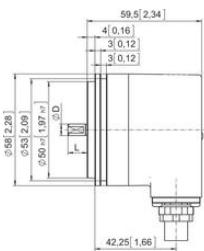
Please refer to the image below for ordering information.

Order code	8.F5868 . XX6E . 61 1 2					
Shaft version	Type	a	b	c	d	e
<b>a</b> Flange						
1 = clamping flange, IP65 ø 58 mm [2.28"]						
3 = clamping flange, IP67 ø 58 mm [2.28"]						
2 = synchro flange, IP65 ø 58 mm [2.28"]						
4 = synchro flange, IP67 ø 58 mm [2.28"]						
<b>b</b> Shaft (ø x L), with flat						
1 = 6 x 10 mm [0.24 x 0.39"]						
2 = 10 x 20 mm [0.39 x 0.79"]						
3 = 1/4" x 7/8"						
4 = 3/8" x 7/8"						
<b>c</b> Interface / power supply						
6 = Modbus RTU, 10 ... 30 V DC						
<b>d</b> Type of connection						
E = 1 x radial M12 connector, 5-pin						
<b>e</b> Fieldbus profile						
61 = Modbus RTU Application Protocol V1.1b3						
						Optional on request
						- Ex 2/22
						- surface protection salt spray tested

Order code	8.F5888 . XX6E . 61 1 2					
Hollow shaft	Type	a	b	c	d	e
<b>a</b> Flange						
1 = with spring element, long, IP65						
2 = with spring element, long, IP67						
3 = with stator coupling, IP65 ø 65 mm [2.56"]						
4 = with stator coupling, IP67 ø 65 mm [2.56"]						
5 = with stator coupling, IP65 ø 63 mm [2.48"]						
6 = with stator coupling, IP67 ø 63 mm [2.48"]						
<b>b</b> Through hollow shaft						
3 = ø 10 mm [0.39"]						
4 = ø 12 mm [0.47"]						
5 = ø 14 mm [0.55"]						
6 = ø 15 mm [0.59"]						
<b>c</b> Interface / power supply						
6 = Modbus RTU, 10 ... 30 V DC						
<b>d</b> Type of connection						
E = 1 x radial M12 connector, 5-pin						
<b>e</b> Fieldbus profile						
61 = Modbus RTU Application Protocol V1.1b3						
						Optional on request
						- Ex 2/22
						- surface protection salt spray tested

## TECHNICAL DATA

Connection	M12
Housing diameter	58 mm
IP class	IP65, IP67
Mounting	Shoulder
Output	Modbus
Resolution MT	16 bit
Resolution ST	16 bit
Sensor type	Absolute
Shaft diameter max	10 mm
Shaft diameter min	6 mm
Supply voltage dc max	30 V DC
Supply voltage dc min	10 V DC
Temperature operational max	85 °C
Temperature operational min	-40 °C
Version	Multiturn



Interface	Type of connection	1 x M12 connector						
6	4 Pin in.	Signal	0V power supply	-V power supply	D0	D1	TG	
		PW	3	2	5	4	1	