

**KUEBLER - ABSOLUTE-CODED
 ANGULAR TRANSMITTER SENDIX F3668
 / F3688, OPTICAL, CANOPEN, Ø36 MM
 SERIE F3668**



- Housing diameter Ø36 mm
- CANopen
- Safety-Lock™
- Up to 16 + 16 bit resolution

PRODUCT DESCRIPTION

The Sendix F3668 / F3688 is a series of multivalved optical axes with CANopen interface and a resolution of up to 16 + 16 bits despite its compact size of 36x42 mm. The sensor also has high enclosure class, shock resistance and a wide temperature range. The sensor is therefore very suitable for applications where extreme environments or temperatures can occur, such as mobile applications. The sensor is supplied with a tangential cable, which means that there is no exposed cable input on the sensor, but it is embedded in the housing itself to increase impact on impact and impact. The Sendix F3668 / F3688 is also available in a salt water resistant version.

Please refer to the images below for ordering information.

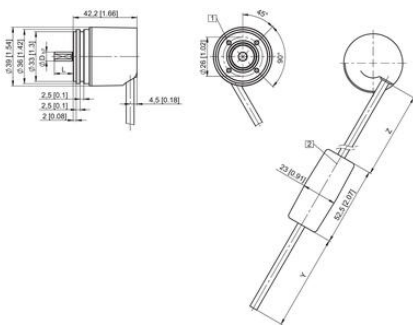
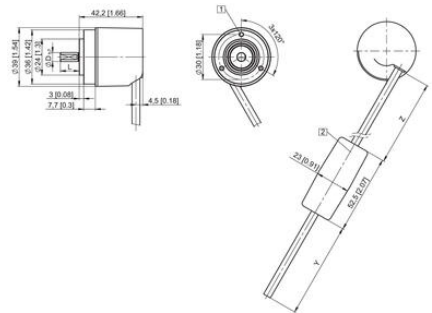
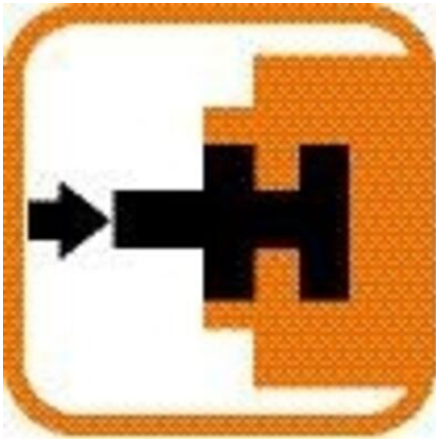
Order code	8.F3668	.XX2X	.2122			
Shaft version	Type	a b c d	e			
a Flange	1 = clamping flange, IP67, ø 36 mm [1.42"] 3 = clamping flange, IP65, ø 36 mm [1.42"] 2 = synchro flange, IP67, ø 36 mm [1.42"] 4 = synchro flange, IP65, ø 36 mm [1.42"]	b Shaft (ø x L), with flat 1 = ø 6 x 12.5 mm [0.24 x 0.49"] 3 = ø 8 x 15 mm [0.32 x 0.49"] 5 = ø 10 x 20 mm [0.39 x 0.79"] 2 = ø 1/4" x 12.5 mm [0.49"] 4 = ø 3/8" x 5/8"	c Interface / power supply 2 = CANopen DS301 V4.02 / 10 ... 30 V DC	d Type of connection 1 = tangential cable, 1 m [3.28'] PUR 3 = tangential cable, 5 m [16.40'] PUR U = tangential cable, 10 m [32.81'] PUR	e Fieldbus profile 21 = CANopen	<i>Optional on request</i> - surface protection salt spray tested

Order code	8.F3688	.XX2X	.2122			
Hollow shaft	Type	a b c d	e			
a Flange	1 = with spring element, short, IP65 3 = with spring element, long, IP65 2 = with stator coupling, IP65, ø 46 mm [1.81"]	b Blind hollow shaft (insertion depth max. 14.5 mm [0.57"]) 5 = ø 6 mm [0.24"] 7 = ø 8 mm [0.32"] 4 = ø 10 mm [0.39"] 6 = ø 1/4"	c Interface / power supply 2 = CANopen DS301 V4.02 / 10 ... 30 V DC	d Type of connection 1 = tangential cable, 1 m [3.28'] PUR 3 = tangential cable, 5 m [16.40'] PUR U = tangential cable, 10 m [32.81'] PUR	e Fieldbus profile 21 = CANopen	<i>Optional on request</i> - surface protection salt spray tested

TECHNICAL DATA

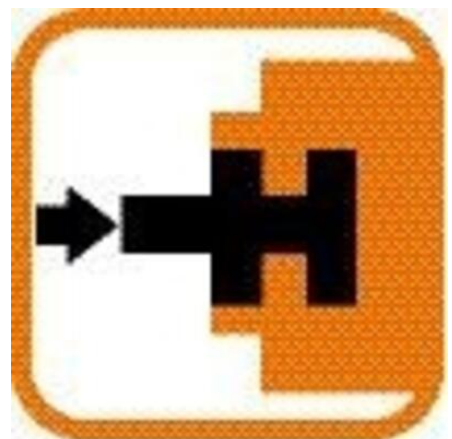
Connection	Cable
Housing diameter	36 mm


IP class	IP65, IP67
Mounting	Shoulder
Output	CANopen
Resolution	16+16 bit
Sensor type	Absolute
Shaft diameter max	10 mm
Shaft diameter min	6 mm
Supply voltage dc max	30 V DC
Supply voltage dc min	10 V DC
Temperature operational max	85 °C
Temperature operational min	-40 °C
Version	Multiturn



Terminal assignment

Signal:	+U _B	0 V	CAN GND	CAN High	CAN Low
Cable colour:	BN	WH	GY	GN	YE





Terminal assignment

Signal:	+U _B	0 V	CAN GND	CAN High	CAN Low
Cable colour:	BN	WH	GY	GN	YE