

LOCC BOX DC ELECTRONIC FUSE FOR 24V DC CIRCUITS, 0.2-2A

716409

LOCC-Box Electronic fuse, 12-24V dc, 0.2-2A

- For tripping 24 V DC circuits
- Adjustable between 0.2-2 A
- 3 selectable trip characteristics
- 12-24V DC input



PRODUCT DESCRIPTION

The LOCC-Box modules are suitable for fine tuning of the current ranges up to 2 A and are therefore ideal as an alternative to small glass fuses. LÜTZE's LOCC-Box (LÜTZE Overload Current Control Box) is the first intelligent current control system. Intelligent current control means that the LOCC-Box allows the development of a selective power supply. The benefit: In the event of a fault, only the affected circuits are shut down. Other unaffected circuits can continue to function.

In addition to protecting the units and wires, they also assume energy management tasks. The easiest task is targeted activation and deactivation of consumers. Any type of consumer, be it ohmic, capacitive or inductive, can be used. There are various jumper combs available (8 and 16-pin in the colours white, blue and red) to reduce wiring work. There are 3 characteristics (fast, medium and slow_1) available for the new DC 2 A module; these can be set with a rotary knob just like the current ranges (0.2 A to 2 A).

The status output can be issued as a single-channel or collective malfunction. The LED status indicates the operating modes 'Off', 'Triggered' and 'On'. The power supply is connected via screw-less contact slides that allow a galvanic separation when servicing is necessary.

All modules of the LOCC-Box series can be combined in one system design. Summary: The LOCC-Box is a modular series that converts all the negative properties of a circuit breaker into advantages and also offers additional features!

TECHNICAL DATA

INPUT DATA

Input current max	2 A
Operating voltage dc min	10 V
Operating voltage dc max	30 V
Power through distribution beam max	40 A

OUTPUT DATA

Selectable current ranges	0.2-2A, adjustable in 0.2A steps
Output current max	2 A
Adjustable current min	0,2 A

Adjustable current max	2 A
Adjustable steps	0,2 A
Output semiconductors	Mosfet
Status indication	LED. Steady green - OK, flashing green - load over 90%, flashing red - fuse triggered, steady red - fuse off
Voltage drop over semiconductor	140 mV
Capacitance max	10000 μ F
Reaction time	800 ms

DIMENSIONS

Width	8,1 mm
Depth	116 mm
Height	114,5 mm

CONNECTION DATA

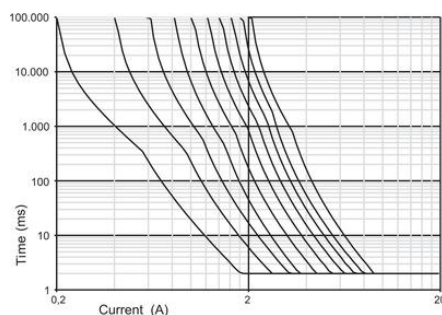
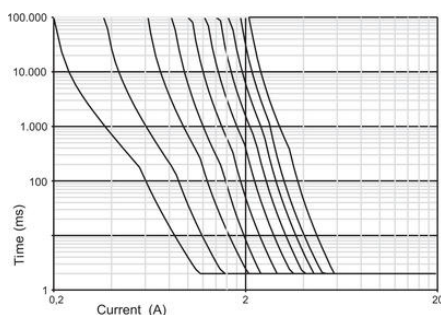
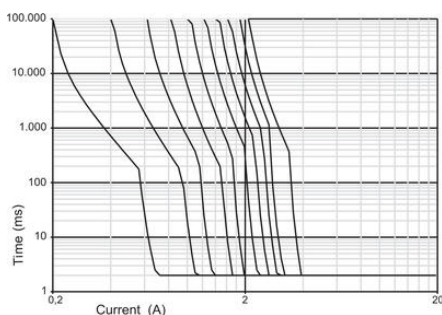
Connection type	Spring 0.25-2.5mm ²
Cross section min	0,25 mm ²
Cross section max	2,5 mm ²
IP class	IP20
Mounting	DIN-rail

APPROVALS

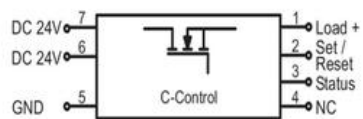
Approvals	CE, cULus, GL
EMC	EN61000-6-2, EN61000-6-3

ADDITIONAL DATA

Memory at power failure	Yes, status retained when voltage is back on
Temperature operational min	-25 °C
Temperature operational max	50 °C
Weight	120 g



Tilslutninger



- 1: Udgang
- 2: Ekstern nulstilling/afbrydelse
- 3: Statusudgang
- 4: Ikke tilsluttet
- 5: 0 V
- 6: 24 V DC (enkelt forsyning)
- 7: 24 V DC forsyning via strømskinne