

## LOCC BOX DC ELECTRONIC FUSE FOR 48V DC CIRCUITS

716406

LOCC-Box Electronic fuse, 48V dc, 1-6A

- For tripping 48 V DC circuits
- Adjustable between 1-6 A
- Selectable characteristic
- Single channel



### PRODUCT DESCRIPTION

LÜTZE LOCC-Box load monitor offers protection, monitoring and analysis of DC 48V load circuits. Overloads and short-circuits are quickly recognised and the respective circuit is shut down. The error is saved and is therefore already known when switched on again. The current range of the new LÜTZE load monitor is set via a switch from 1 to maximum 6A in steps of 1A. In terms of the characteristic, it is possible to select between five different modes: fast, medium, time-lag, time-lag\_1, time-lag\_2 to time-lag\_3. LEDs indicate 'operation' and 'malfunction' and also the status of the circuit with '90% load' or '100% load'.

The detected faults can be issued as single or collective faults. In addition to manual activation and shutdown, remote switching is also possible. All settings on the LOCC-Box load monitor can be fixed to prevent manipulation. The LÜTZE load monitor not only satisfies the UL approval 508, but also the standards of the flammability categories UL-94-V0 and NFF I2, F2.

The slim width of just 8.1 mm means very little space is required in the control cabinet even with a multi-channel configuration. The new LÜTZE DC 48V current monitor can be used in telecommunication systems and special machinery applications.

## TECHNICAL DATA

### INPUT DATA

Input current max	6 A
Operating voltage dc min	39 V
Operating voltage dc max	58 V
Power through distribution beam max	40 A

### OUTPUT DATA

Selectable current ranges	1-6A, adjustable in 1A steps
Output current max	6 A
Adjustable current min	1 A
Adjustable current max	6 A

<b>Adjustable steps</b>	1 A
<b>Output semiconductors</b>	Mosfet
<b>Status indication</b>	LED. Steady green - OK, flashing green - load over 90%, flashing red - fuse triggered, steady red - fuse off
<b>Voltage drop over semiconductor</b>	85 mV
<b>Capacitance max</b>	10000 $\mu$ F

## DIMENSIONS

<b>Width</b>	8,1 mm
<b>Depth</b>	116 mm
<b>Height</b>	114,5 mm

## CONNECTION DATA

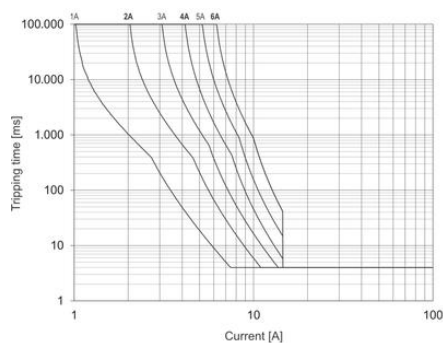
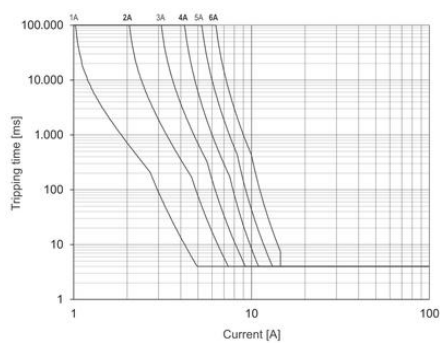
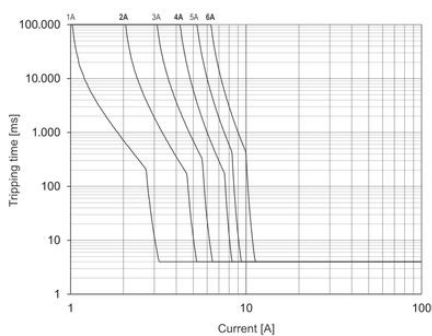
<b>Connection type</b>	Spring 0.25-2.5mm <sup>2</sup>
<b>Cross section min</b>	0,25 mm <sup>2</sup>
<b>Cross section max</b>	2,5 mm <sup>2</sup>
<b>IP class</b>	IP20
<b>Mounting</b>	DIN-rail

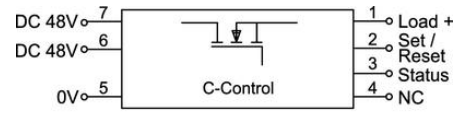
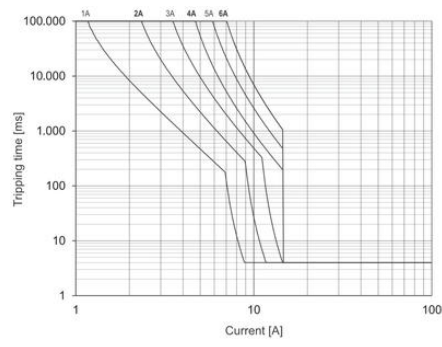
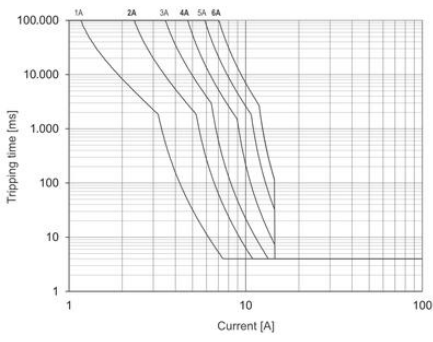
## APPROVALS

<b>Approvals</b>	CE, cULus, GL
<b>EMC</b>	EN61000-6-2, EN61000-6-3

## ADDITIONAL DATA

<b>Memory at power failure</b>	Yes, status retained when voltage is back on
<b>Temperature operational min</b>	-25 °C
<b>Temperature operational max</b>	50 °C
<b>Weight</b>	120 g





- 1: + Output
- 2: Control input (Set/Reset)
- 3: Status output
- 4: not used
- 5: 0V
- 6: + Supply (alternative)
- 7: + Supply

