

CROUZET SWITCHES - TIGHT V4 IP67

83186001
 831860 C/O W2S.

- Nominal rated current from 0.1 A to 10 A/250 V ac
- Min. rated current 1 mA/4 V dc
- Two possible control arm installation positions

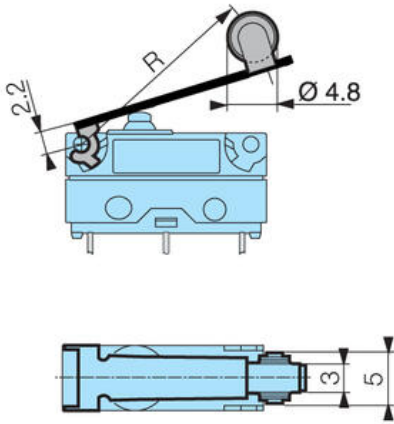


PRODUCT DESCRIPTION

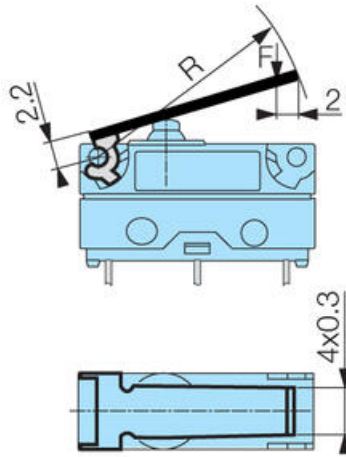
TECHNICAL DATA

Connection	W2S
Contact gap	0,4 mm
Contact type	Changeover (SPDT)
Force of the return movement min	0,8 N
Hysteresis max	0,15 mm
IP class	IP67, IP69
Operating force max	2,5 N
Operating power total max	4,2 N
Overtravel min	0,6 mm
Permissible overvoltage max	10 N
Rated current at 250 V ac	6 A
Sleep max	9,3 mm
Switching point	8,4±0,3 mm
Temperature operational max	125 °C
Temperature operational min	-40 °C
Thermal current at 250 V ac	7,5 A

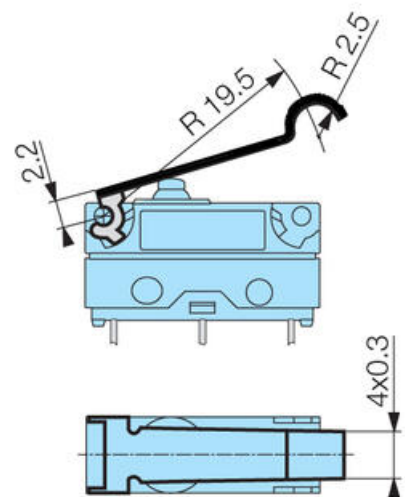
170 E
Arm with roll



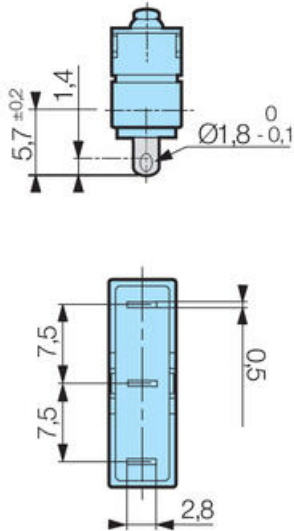
170 A
Straight-arm



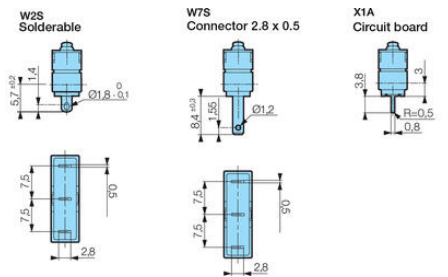
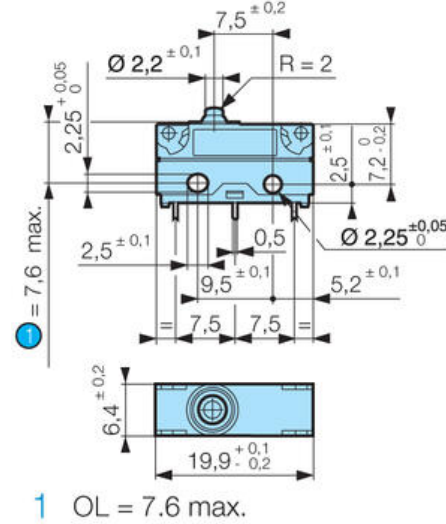
170 F
Arm with simulated scroll



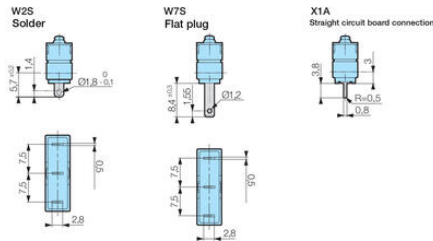
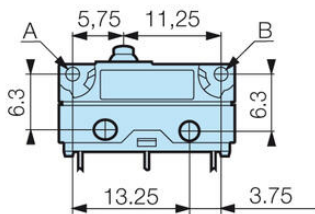
W2S
Solder



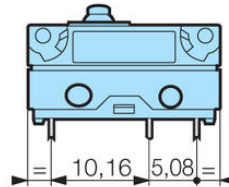
Symmetric version
type 83 180/181/183/186



Mounting bracket

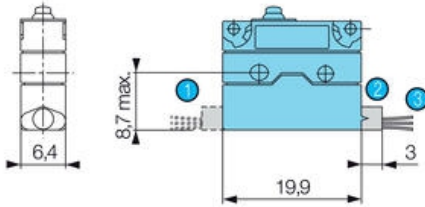


Asymmetric version
typ 83 180/181/183/186



Attached with 2 M2 screws
Torque with screw only:
0.2 Nm, with screw + washer: 0.3 Nm

Cable Outputs

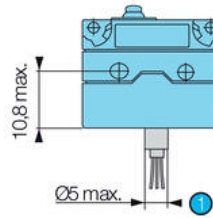


- 1 FG0
- 2 FD0
- 3 Standard 500 mm

Black = Common
 Gray = NC
 Blue = NO

Cross section:
 83181 / 83 183 / 83 186 = 0.5 mm²
 83 180 = 0.75 mm²

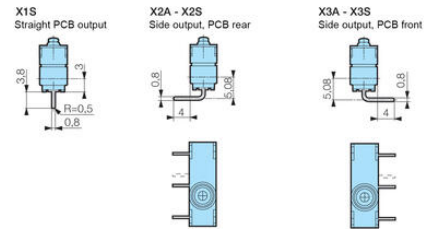
Cable outlet B0 cable outlet on the bottom



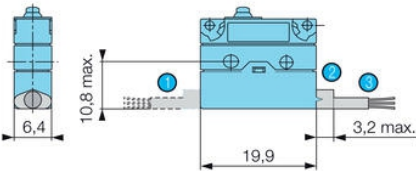
- 1 Standard 500 mm

Black = Common
 Gray = NC
 Blue = NO

Cross section:
 83181 / 83 183 / 83 186 = 0.5 mm²
 83 180 = 0.75 mm²



Cable Outputs

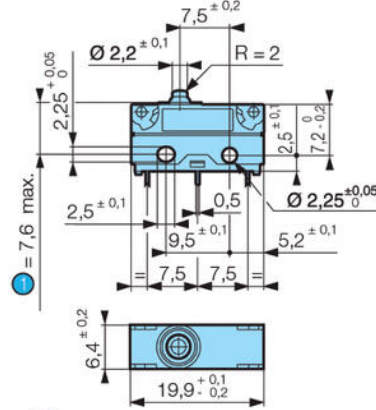


- 1 CG0
- 2 CD0
- 3 Standard 500 mm

Black = Common
 Gray = NC
 Blue = NO

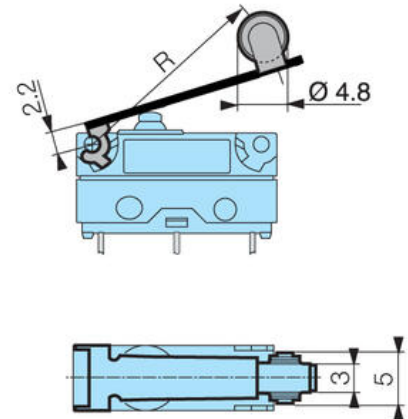
Cross section:
 83181 / 83 183 / 83 186 = 3 x 0.5 mm²

Symmetric version type 83 180/181/183/186

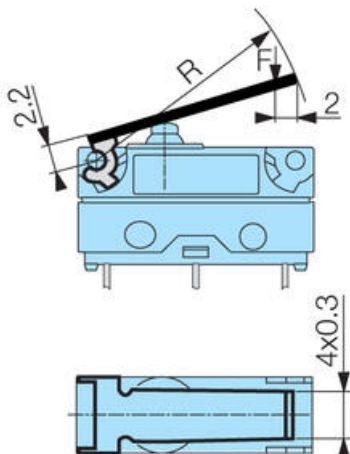


- 1 OL = 7.6 max.

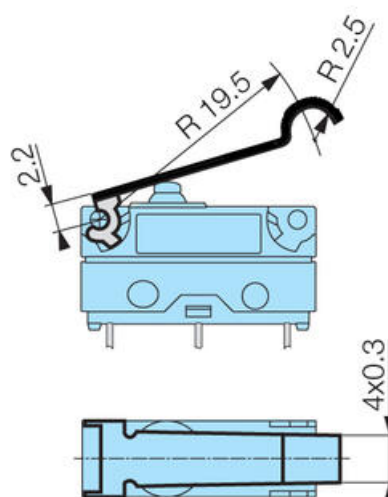
170 E Arm with roll



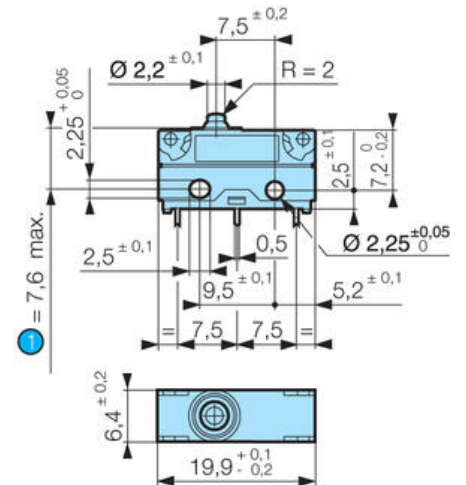
170 A Straight-arm



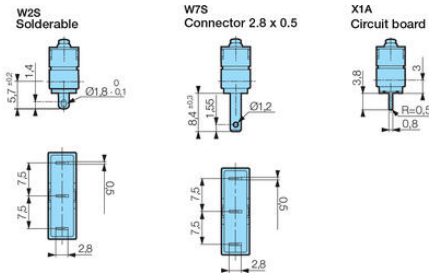
170 F Arm with simulated scroll



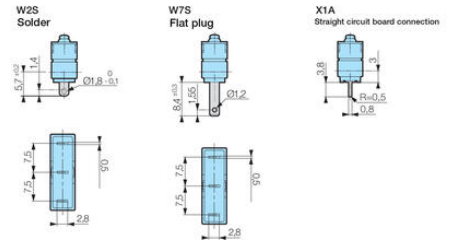
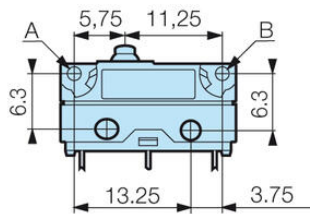
Symmetric version type 83 180/181/183/186



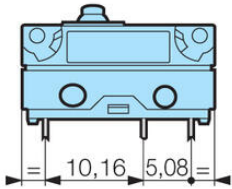
- 1 OL = 7.6 max.



Mounting bracket

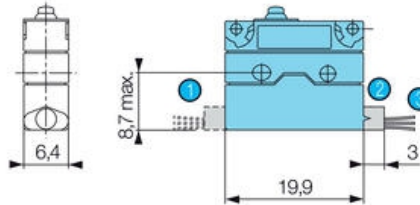


Asymmetric version typ 83 180/181/183/186



Attached with 2 M2 screws
Torque with screw only:
0.2 Nm, with screw + washer: 0.3 Nm

Cable Outputs

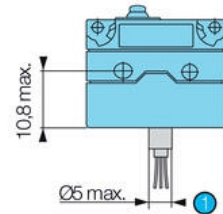


- 1 FG0
- 2 FD0
- 3 Standard 500 mm

Black = Common
Gray = NC
Blue = NO

Cross section:
83181 / 83 183 / 83 186 = 0.5 mm²
83 180 = 0.75 mm²

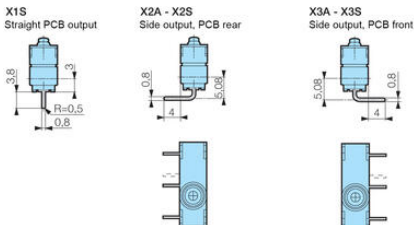
Cable outlet B0 cable outlet on the bottom



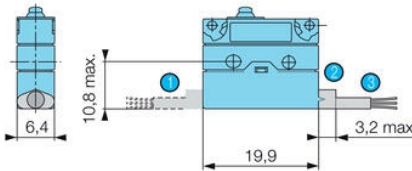
- 1 Standard 500 mm

Black = Common
Gray = NC
Blue = NO

Cross section:
83181 / 83 183 / 83 186 = 0.5 mm²
83 180 = 0.75 mm²



Cable Outputs

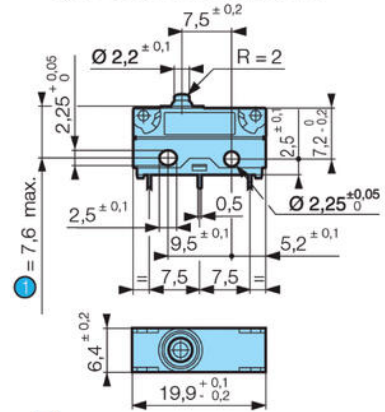


- 1 CG0
- 2 CD0
- 3 Standard 500 mm

Black = Common
Gray = NC
Blue = NO

Cross section:
83181 / 83 183 / 83 186 = 3 x 0.5 mm²

Symmetric version type 83 180/181/183/186



- 1 OL = 7.6 max.