


KUEBLER - INCREMENTAL ENCODER MINIATURE SERIES 2400/2420

2400.1122.0050

Encoder Inc. P/P, radial cable, 5-24VDC

- House diameter Ø24 mm
- Cable connection 2 metres
- Miniature version.
- Temperature compensation



PRODUCT DESCRIPTION

Model 2400/2420 is a pulse generator series for industrial applications for confined spaces or where the sensor needs to be lightweight. The models 2400/2420 have a so-called Push-Pull output which means that it can be connected to an input that is either PNP or NPN. Output signals are A, B, 0. They also have inverted signals to be connected to inputs that are adapted for malfunction.

Please refer to the images below for ordering information.

Order code	05.2400 . XXXXX . XXXX					
Shaft version	Type	a	b	c	d	e
a Flange						
1 = ø 24 mm [0.94"]						
3 = ø 28 mm [1.10"]						
2 = ø 30 mm [1.18"]						
b Shaft (ø x L)						
1 = ø 4 x 10 mm [0.16 x 0.39"]						
3 = ø 5 x 10 mm [0.20 x 0.39"], with flat						
2 = ø 6 x 10 mm [0.24 x 0.39"]						
4 = ø 1/4" x 10 mm [1/4" x 0.39"], with flat ¹⁾						
6 = ø 6 x 10 mm [0.24 x 0.39"], with flat ¹⁾						
c Output circuit / power supply						
1 = push-pull (without inverted signal) / 5 ... 24 V DC						
2 = push-pull (with inverted signal) / 5 ... 24 V DC						
3 = push-pull (without inverted signal) / 8 ... 30 V DC						
4 = push-pull (with inverted signal) / 8 ... 30 V DC						
d Type of connection						
1 = axial cable, 2 m [6.56'] PVC						
A = axial cable, special length PVC *)						
2 = radial cable, 2 m [6.56'] PVC						
B = radial cable, special length PVC *)						
*) Available special lengths (connection types A, B): 3, 5, 8, 10, 15 m [9.84, 16.40, 26.25, 32.80, 49.21'] order code expansion .XXXX = length in dm ex.: 05.2400.122A.1024.0030 (for cable length 3 m)						
e Pulse rate						
4, 6, 8, 10, 16, 20, 25, 36, 40, 50, 60, 80, 100 , 120, 125, 180, 200, 250, 300, 360 , 400, 500, 512 , 1000 , 1024 (e.g. 360 pulses => 0360)						
Stock types						
05.2400.1122.0050						
05.2400.1122.0360						
05.2400.1122.0500						
05.2400.1122.1000						
05.2400.1122.1024						
Optional on request - other pulse rates						

Order code
Hollow shaft

05.2420 . **1XXX** . **XXXX**
Type **a** **b** **c** **d** **e**

a Flange

1 = ø 24 mm [0.94"]

b Blind hollow shaft

(insertion depth max. 14 mm [0.55"])

1 = ø 4 mm [0.16"]

2 = ø 6 mm [0.24"]

4 = ø 1/4" ¹⁾

c Output circuit / power supply

1 = push-pull (without inverted signal) / 5 ... 24 V DC

2 = push-pull (with inverted signal) / 5 ... 24 V DC

3 = push-pull (without inverted signal) / 8 ... 30 V DC

4 = push-pull (with inverted signal) / 8 ... 30 V DC

d Type of connection

1 = axial cable, 2 m [6.56'] PVC

A = axial cable, special length PVC *)

2 = radial cable, 2 m [6.56'] PVC

B = radial cable, special length PVC *)

***) Available special lengths (connection types A, B):**

3, 5, 8, 10, 15 m [9.84, 16.40, 26.25, 32.80, 49.21']

order code expansion .XXXX = length in dm

ex.: 05.2420.122A.1024.0030 (for cable length 3 m)

e Pulse rate

4, 6, 8, 10, 16, 20, 25, 36, 40, 50, 60,
80, **100**, 120, 125, 180, 200, 250, 300,
360, 400, 500, **512**, **1000**, **1024**
(e.g. 360 pulses => 0360)

Stock types

05.2420.1212.0500

05.2420.1222.0500

05.2420.1222.1000

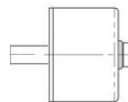
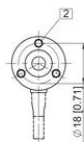
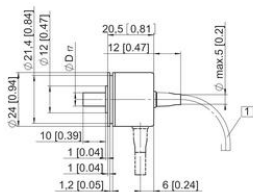
05.2420.1222.1024

Optional on request

- other pulse rates

TECHNICAL DATA

Connection	Cable
Housing diameter	24 mm
IP class	IP50
Mounting	Shoulder
Output	Push/Pull
Pulse max	5000
Resolution	50 pulses/turn
Sensor type	Incremental
Shaft diameter	4 mm
Supply voltage dc max	30 V DC
Supply voltage dc min	5 V DC
Temperature operational max	85 °C
Temperature operational min	-20 °C
Version	Multiturn



+UB manöverspänning
0V manöverspänning
Kanali A
(Kanali A)
Kanali B
(Kanali B)
Kanali C
(Kanali C)

Vår nogga med att ALLTID isolera
öppna kablar innan givaren
spänns.