

## POWER SUPPLY 2-PHASE, 12 V DC DIMENSION C SERIES

CT5.121

PSU 3PH 380-480V ac I/P 12V dc 8A 96W O/P

- Output current 8 A
- Up to 85.8% efficiency
- Active transient
- High reliability
- Integrated primary fuses



### PRODUCT DESCRIPTION

Puls Dimension C-series stands for cost optimization without compromising on quality, reliability or performance.

CT5 has integrated primary fuses, which make it possible to connect the unit without the requirement of intermediate fuses up to 32 A, which saves space and money. The efficiency is high over a wide load range, which reduces power consumption and give a longer life regardless of load current. An average efficiency value is 84.7% with a top value of 85.4%.

The power supply unit can provide a higher short circuit current for a short time, which helps to trip the secondary fuses. Active transient filters ensure operation even in very disruptive electrical environments, in addition, CT5 features active inrush current protection, which means a very low starting current, even if the unit has been in operation for some time. Especially useful for redundant/parallel connected systems.

Power supply unit connected for 2 phases, which saves both wiring and fuse. Thanks to its low power consumption, the affect of unbalance in the 3- phase system becomes negligible.

We recommend clearance of 40 mm and 20 mm below the unit and 5 mm on the sides.

### TECHNICAL DATA

#### INPUT DATA

Input voltage ac	380-480 V
Input voltage ac min	323 V AC
Input voltage ac max	576 V AC
Input voltage dc min	450 V DC
Input voltage dc max	780 V DC
Inrush current at 400 V ac typical	4 A
Input voltage range	Wide-range
Power factor at 400 V ac, full load. Typical	0,44

Number of phases	2
------------------	---

## OUTPUT DATA

Output voltage	12 V DC
Output voltage min	12 V DC
Output voltage max	15 V DC
Output current	8 A
Power	96 W

## EFFICIENCY / LIFETIME / MTBF

Efficiency at 400 V ac, typical	84,7 %
Efficiency at 400 V ac, full load, typical	85,4 %
Lifetime at 400 V ac, full load and +40 ° C	51000 h
MTBF (IEC 61709) 400 V ac, max loan, +40 °C	983000 h

## DIMENSIONS

Width	40 mm
Height	124 mm
Depth	117 mm
Weight	0,5 kg

## OTHER

Approvals	ABS, CB, CE, CSA US, cRUus, cULus, GL
Hold time at 400 V ac, typical full load	33 ms
IP class	IP20
Clamp type	Screw
Material protection	Aluminium
Supply frequency	50-60 ±6 %
Ripple max	100 mV pp
Series	Dimension C
Power consumption at 400 V ac	0,64 A
Power drop from +60 °C to + 70 °C	2,5 W/°C
Temperature min without derating	-25 °C
Temperature max without derating	60 °C
Type Power Supply	AC-DC
Active Transient	Yes

Fig. 6-1 Output voltage vs. output current, typ.

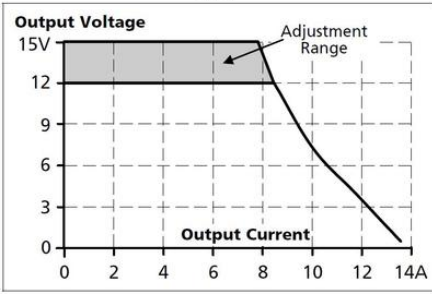


Fig. 14-1 Output current vs. ambient temp.

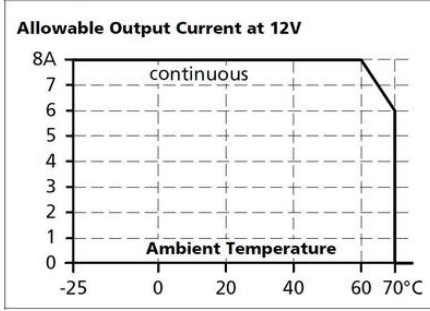


Fig. 8-1 Efficiency vs. output current at 12V, typ.

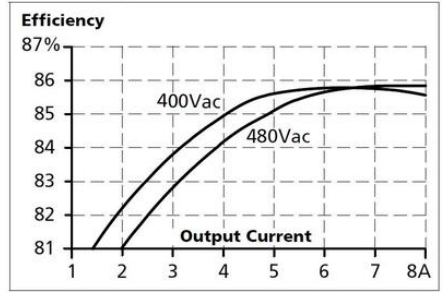


Fig. 8-2 Losses vs. output current at 12V, typ.

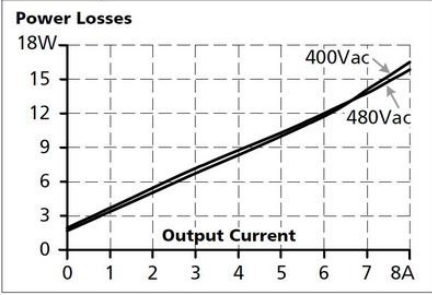


Fig. 10-1 Front side



Fig. 21-1 Front view

