

CROUZET - GNR SERIES SOLID STATE RELAY

DIN Rail - AC output Single Phase

GNR20DCZH
SSR 20A 48-660 VAC Out 4-32 VDC In ZC

- Zero cross or instantaneous switching
- Output current 20 - 30 Amps
- Built-in overvoltage protection
- LED input status indicator



PRODUCT DESCRIPTION

TECHNICAL DATA

OVERVIEW

Output current	20 A
Output voltage	48-660V ac
Control voltage	4-32V dc
Mounting	DIN rail
Type of control	Zero voltage turn on

OUTPUT SPECIFICATION

Output voltage	48-660V ac
Maximum Load Current	20 A rms
Minimum Load Current	5 mA rms
Transient Voltage	1200 V pk
Maximum off-state leakage current	1 mA rms
1 Second surge current	96
Maximum 1 cycle surge current	320/_ (min) 420 (typ)
Maximum on-state voltage drop	1.04V pk
Thermal resistance junction to case	0,7 °C/W

Maximum 1/2 Cycle I ² t for fusing (A ² sec)	882
Number of poles	1

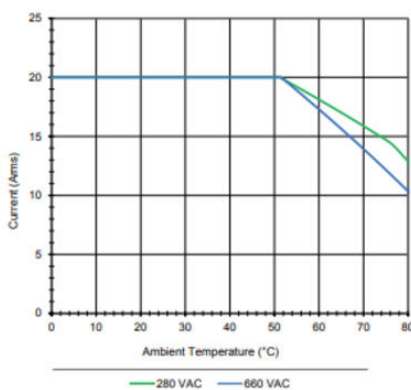
INPUT SPECIFICATION

Control voltage	4-32V dc
Maximum reverse voltage	-32V dc
Minimum turn-on voltage	3V dc
Must turn-off voltage	1V dc
Input current min	10 mA
Input Current Max	14 mA
Maximum turn-on time (ms)	1/2 Cycle
Maximum turn-off time (ms)	1/2 Cycle

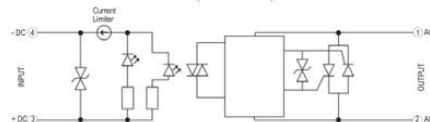
GENERAL SPECIFICATION

Dielectric strength input to output (50/60Hz)	4000 V rms
Ambient operating temperature	-40 ... +80°C
Ambient storage temperature	-40 ... +100°C
Weight	250 g
Height	90 mm
Width	22,5 mm
Depth	98 mm
Housing material	UL94 V-0
Material base	Aluminium
LED input status indicator	Yellow
Approvals	CE, cRUus

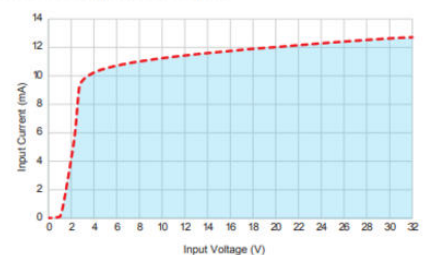
GNR - 20 A



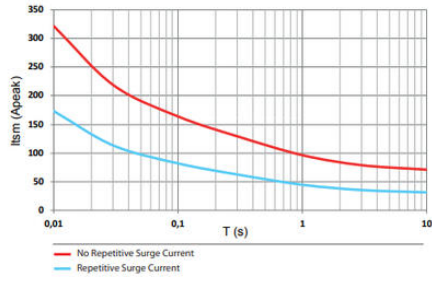
GNR series 4-32 V_{DC} control (Zero Cross)



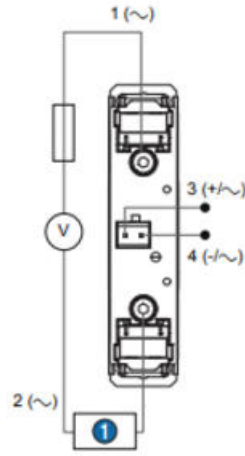
Input current vs Input Voltage
Standard Regulated AC inputs



GNR - 20 A - 660 V \sim



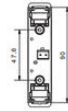
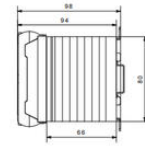
GNR



GNR

1 Load

GNR front view



GNR Side view

