

CROUZET - GN+ SERIES SOLID STATE RELAY

Panel Mount - AC Output Single Phase

84138010N
SSR 25A 12-270 VAC Out 4-32 VDC In SZC

- Zero cross switching
- Output current 25 - 125 Amps
- Built-in overvoltage protection
- LED input status indicator



PRODUCT DESCRIPTION

TECHNICAL DATA

OVERVIEW

Output current	25 A
Output voltage	12-270V ac
Control voltage	4-32V dc
Mounting	Panel mount
Type of control	Special zero voltage turn on

OUTPUT SPECIFICATION

Output voltage	12-270V ac
Maximum Load Current	25 A rms
Minimum Load Current	5 mA rms
Transient Voltage	600 V pk
Maximum off-state leakage current	1 mA rms
1 Second surge current	95 A
Maximum 1 cycle surge current	250/260 (min) 340 (typ)
Maximum on-state voltage drop	1.25V
Thermal resistance junction to case	1,7 °C/W

Maximum 1/2 Cycle I ² t for fusing (A ² sec)	340/600
Minimum heat sink for rated current @ 40 °C	1,3 °C/W
Number of poles	1

INPUT SPECIFICATION

Control voltage	4-32V dc
Maximum reverse voltage	-32V dc
Minimum turn-on voltage	3V dc
Must turn-off voltage	2V dc
Input current min	10 mA
Input Current Max	14 mA
Maximum turn-on time (ms)	1/2 cycle
Maximum turn-off time (ms)	1/2 cycle

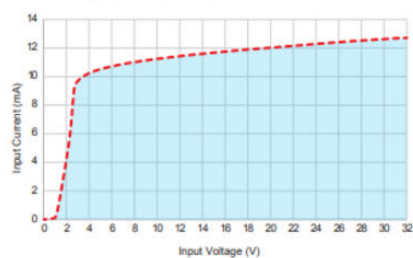
GENERAL SPECIFICATION

Dielectric strength input to output (50/60Hz)	4000 V rms
Ambient operating temperature	-40 ... +80°C
Ambient storage temperature	-40 ... +100°C
Weight	80 g
Height	59,4 mm
Width	44,5 mm
Depth	29,1 mm
Housing material	UL94 V-0
Material base	Aluminium
LED input status indicator	Green
Approvals	CE, cRUus, VDE

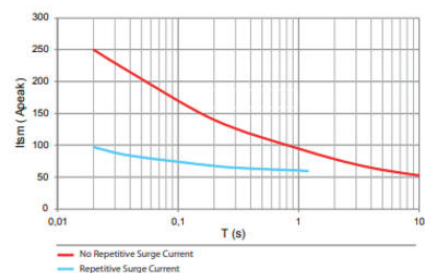
GN+ Series DC Triac - 25 A



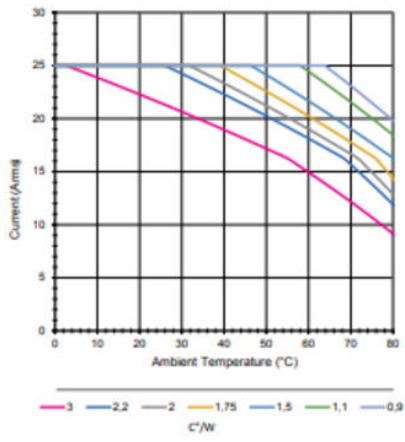
Input current vs Input Voltage
Standard Regulated DC inputs



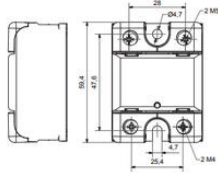
GN+ - 25 A



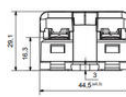
GN+ - 25 A



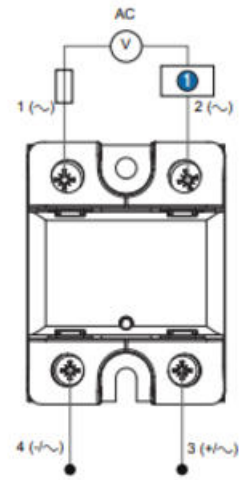
GN+ front view



GN+ side view



GN+



Protection in the mains (fuses/circuit breaker)

1 Load